Display

TS731A | SPBWH1732S1B

White

Features

- LED for Narrow Bezel TV
- Side View type LED
- High Flux

Absolute Maximum Ratings

Ta = 25℃

Item	I_F (mA)	*I_{FP} (mA)	T_{stg} (℃)	T_{opr} (℃)
Value	200	120	-40 ~ 100	-40 ~ 85

Electrical Characteristics

Ta = 25℃

Item	Symbol	Condition	Rank	Min.	Typical	Max.	Unit
Forward Voltage	VF	I_F = 120 mA	-	2.95	-	3.4	V
Reverse Current	VR	I_R = 5 mA		0.7		1.2	V
Luminous Flux	Iv	I_F = 120 mA		9.86		13.84	cd
Peak Wavelength	Wp	I_F = 120 mA		438.1		455.9	nm

Optical Characteristics

Ta = 25℃

Part Number	Dimension (mm^3)	CIE	Luminous Intensity			Condition	Viewing Angle
			Min. (cd)	Typical (cd)	Max. (cd)		
SPBWH1732S1B	7.0X3.2X1.1t	-	9.86	-	13.84	120mA	120˚

Chromaticity Coordinate

Ta = 25℃, IF = 120mA

Rank	Color coordinates (CIE XY, 1931)			
X	0.2438	0.2802	0.2882	0.2518
Y	0.2059	0.2724	0.2681	0.2016

* Tolerance: VF(VR) : ± 0.1 V, IV : ± 10%, Wp : ± 1.0 nm
  Chromaticity Coordinate (x, y) : ± 0.01
* Measuring Instrument : CAS140B

Package Outline

[Unit : mm]

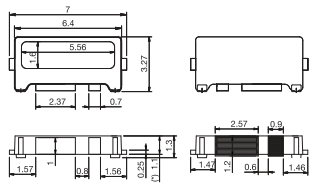

Radiation Diagram

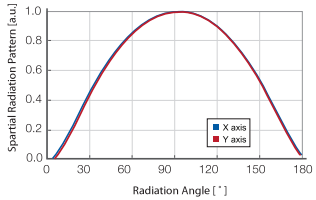

Optical & Electrical Characteristics

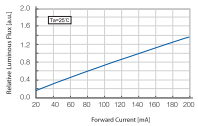

Relative Luminous vs. Forward Current

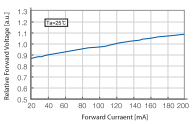

Forward Current vs. Forward Voltage

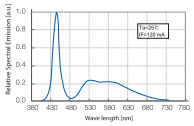

Spectrum Distribution

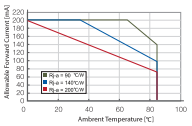

Derating Curve

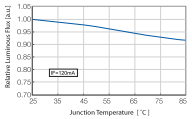

Relative Luminous Flux vs. Junction Temperature

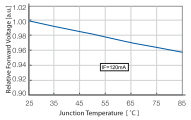

Relative Forward Voltage vs. Ambient Temperature

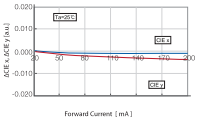

Forward Current vs. Color △x,△y